

Product Description

LUX ELEMENTS®-DRY-SB is a self-adhesive fabric tape which was specially developed for the protection of sealing tapes when renewing permanently elastic service joints (e.g. silicone joints).

System components

- **LUX ELEMENTS®-DRY-DB** is an extremely thin, tear-resistant, but elastic and vapour permeable special non-woven fabric for sealing and is suitable for all connection seals, inner corners (DRY-DBIE), outer corners (DRY-DBAE), inner corners for TUB-LINE (DRY-DBVIE LINE L/R)
- **LUX ELEMENTS®-DRY-DBV** is a sealing tape with sealing vapour barrier properties for use on fleece-backed ELEMENT-VK, inner corners (DRY-DBVIE), outer corners (DRY-DBVAE)
- **LUX ELEMENTS®-DRY-ASK** is a single-component, water-impermeable, crack-bridging and flexible sealing compound

Properties

LUX ELEMENTS®-DRY-SB is a self-adhesive fabric tape consisting of a hard-edged, woven two-ply fabric with a cut protection action as a supplement to sealing tapes for use in the area of permanently elastic service joints (e.g. silicone joints).

Colour:	beige / yellow
Support material:	fabric made of polyamide and aramid
Width:	50 mm
Width of cut-protection zone:	40 mm
Wing width:	5 mm
Material thickness:	approx. 0,76 mm
Permissible permanent temperature:	-5 °C to +60 °C
Roll length:	10 m
Cut resistance:	EN 388 passed

Applications

Protection of sealing tapes under permanently elastic service joints (e.g. silicone joints) for joints / transitions in the floor area and corners in the wall-wall or wall-floor area.

Substrate

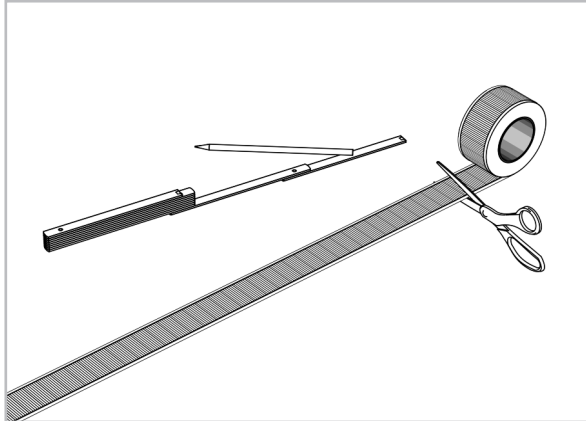
Substrate requirements:
 – clean, dry and stable

Storage

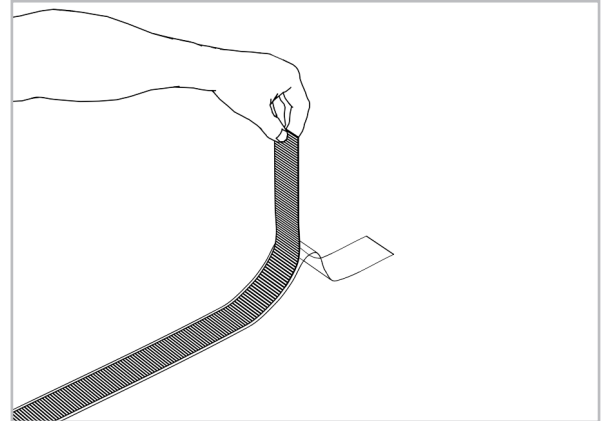
– cool and dry, keep away from direct sunlight

Recommended application

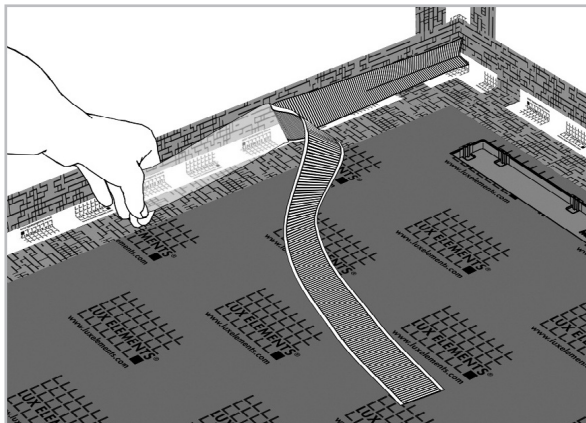
- cut to length
- peel off the first 10 cm of the adhesive layer cover
- position and affix whilst continually removing the adhesive layer cover



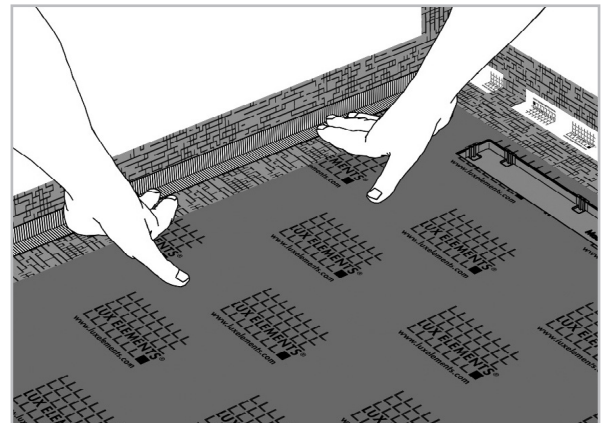
1 – cut to length



2 – peel off the adhesive layer cover at the start



3 – position the cut-protection tape and affix it whilst pulling off the adhesive layer cover



4 – press the cut-protection tape on firmly over its entire surface

The relevant recommendations and guidelines, as well as DIN regulations, European standards and safety datasheets are to be observed. The recognised architectural and technical rules apply. We accept liability for the perfect quality of our products. Our processing recommendations are based upon trials and practical experience; they can, however, be no more than general instructions without assurance as to their quality, since we have no influence on the site conditions, on the execution of the work and the processing. With the issuing of this product datasheet previous versions cease to be valid.

LUX ELEMENTS GmbH & Co. KG

An der Schusterinsel 7
D - 51379 Leverkusen-Opladen
Tel. +49 (0) 21 71/72 12-0
Fax +49 (0) 21 71/72 12-40
info@luxelements.de

LUX ELEMENTS S.A.S

ZI-31, rue d'Ensisheim
F - 68190 Ungersheim
Tél. +33 (0) 3 89 83 69 79
Fax +33 (0) 3 89 48 83 27
info@luxelements.fr