










■ PRODUCT SPECIFICATIONS – TUB FLOOR DRAIN SYSTEMS ACCESSORIES

	ARTICLE-NUMBER	ARTICLE-NAME / ARTICLE-DESCRIPTION	NOMINAL FORMATS/DIMENSIONS LENGTH x WIDTH x HEIGHT	UNIT	PRICE / UNIT €
	LTUBE1188	TUB-BAZ STOP , odour, foam and vermin barrier; can also be retrofitted to existing installed drains		piece	
	LTUBE1189	TUB-BAZ HS , removable hair trap		piece	
	LTUBE1200	TUB-BAZ DN 50/40 , reducer, DN 50 to DN 40, with lip seal		piece	
	LTUBE1190	TUB-BAZ BST , adapter, DN 50 to British Standard		piece	
	LTUBE1192	TUB-BAZ HTK , elbow, DN 50, swivel joint 0–87° (infinitely variable)		piece	
	LTUBE1197	TUB-BAS-S FIRE STOP , floor drain support DN 50 for 160 mm core drill hole, vertical, with odour trap, incl. grate fitting frame made of ABS and standard stainless steel grate, incl. adapter part TUB-BAZ VER and fire-protection component	external frame dimensions: 130 x 130 mm, grate: 120 x 120 mm	set	
	LTUBE1198	TUB-BAZ DGD , conduit seal for core drill hole in diameter 160 mm, with fire protection in conjunction with TUB-BAS-S FIRE STOP		piece	
	LTUBE1191.6	TUB-TSM 6 , impact sound insulating mat 6 mm for LUX ELEMENTS flush with the floor shower base elements	1250 x 1250 x 6 mm	piece	
	LTUBE1191.12	TUB-TSM 12 , impact sound insulating mat 12 mm for LUX ELEMENTS flush with the floor shower base elements, for elevated requirements	1250 x 1250 x 12 mm	piece	

To fit all LUX ELEMENTS®-TUB-floor drain systems (TUB-BAZ HS does not fit TUB-COMBI MQ SET 300)



Visit www.luxelements.com for further information on TUB.

Data sheets, assembly instructions, test certificates and additional brochures under 'Downloads', videos under 'Practice' and on YouTube.